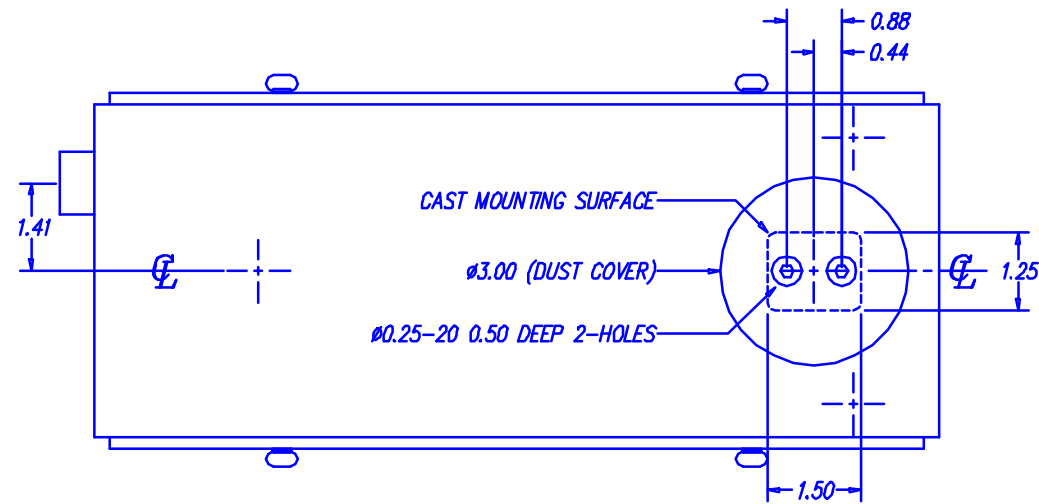


CONFIDENTIAL - ALL RIGHTS RESERVED

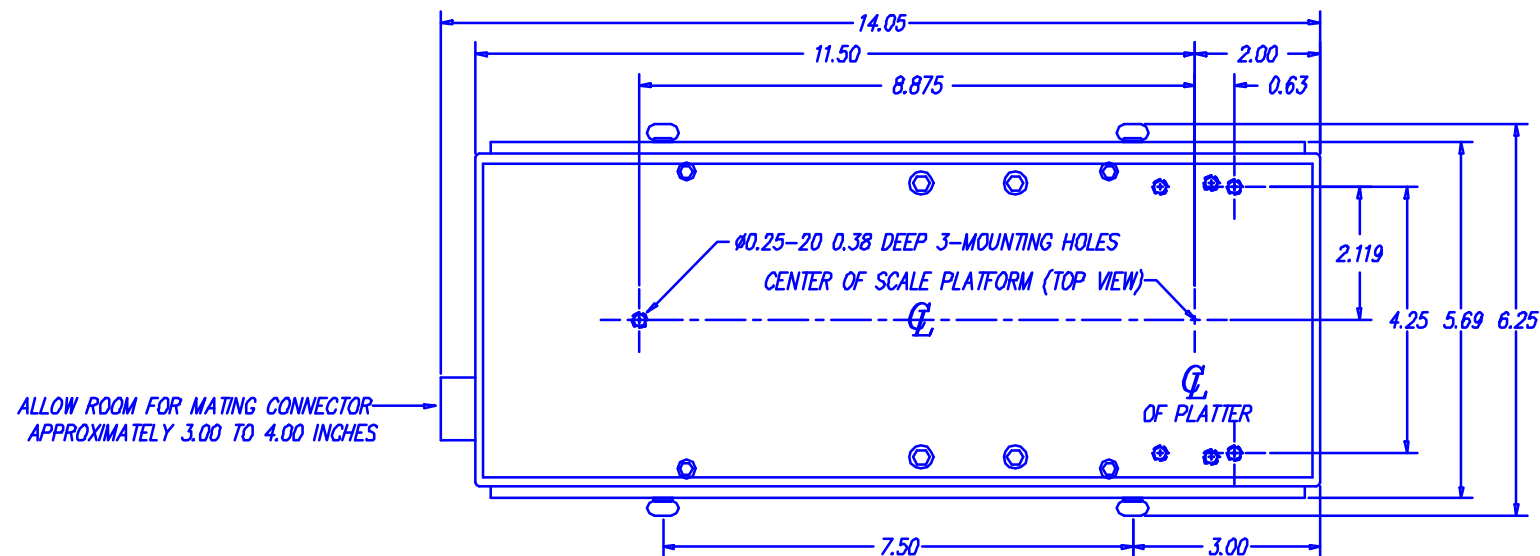
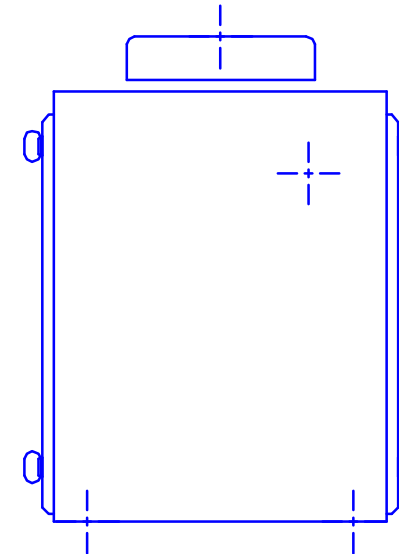
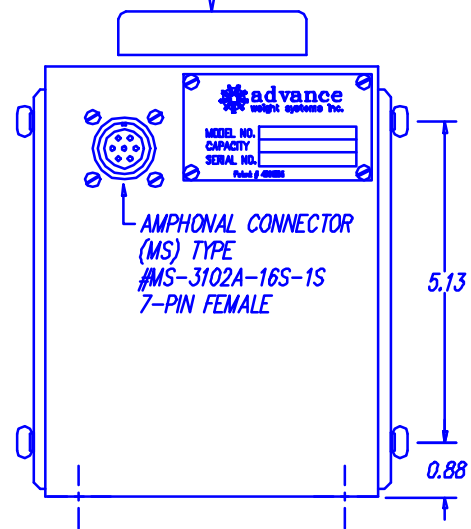
PROPRIETARY INFORMATION

THIS DOCUMENT/DRAWING/MANUAL AND ALL DESIGNS AND INFORMATION CONTAINED IN IT ARE (A) THE EXCLUSIVE PROPERTY OF ADVANCE WEIGHT SYSTEMS, INC.; (B) TO BE RETURNED TO ADVANCE WEIGHT SYSTEMS, INC. UPON REQUEST; AND (C) NOT TO BE USED IN ANY MANNER WHICH IS OR COULD BE INJURIOUS TO ADVANCE WEIGHT SYSTEMS, INC. PROVIDING A COPY HEREOF TO ANY PERSON DOES NOT TRANSFER ANY OWNERSHIP RIGHTS. COPYING HEREOF IS STRICTLY FORBIDDEN. COPIES HEREOF WILL BE PROVIDED BY ADVANCE WEIGHT SYSTEMS, INC. UPON WRITTEN REQUEST AND AT ADVANCE WEIGHT SYSTEMS, INC. DISCRETION.



BEST DIRECTION FOR MATERIAL LOADING

SECOND BEST DIRECTION FOR MATERIAL LOADING (CONVEYORS AND SUCH)



ALLOW ROOM FOR MATING CONNECTOR APPROXIMATELY 3.00 TO 4.00 INCHES

DATE	SYM	REVISION COMMENT
 <b>advance</b> weight systems inc.		
		(440) 926-3691 P.O. BOX 6 ~ 409 N. MAIN GRAFTON, OH 44044 <a href="http://www.advancew8.com">http://www.advancew8.com</a>
DATE	TITLE	DRAWN BY:
7/1/86	TYPE 200 WEIGH CELL DIMENSIONAL OVERVIEW	Clar Lahl
SCALE	DWG SIZE	CHECKED BY:
1=2	C	
TOLERANCE	NEXT ASSEMBLY TITLE	NEXT ASSEMBLY NO.
.XX = ±.015 .XXX = ±.005 .XXXX = ±.0001 ANGLES IN DECIMAL ALL ANGLES ±.01°	--	--
	COMMENT	DRAWING NO.
	--	30-000-209